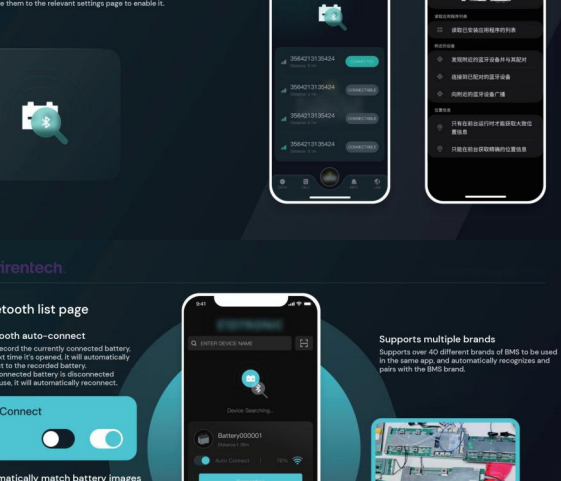



Product Features and Structure

Product Features and Structure



Bluetooth connection

Function description
Automatically scan for nearby Bluetooth devices and check if the phone has Bluetooth permissions enabled. If not, a pop-up reminder will appear to prompt the user and guide them to the relevant settings page to enable it.



Bluetooth list page

Bluetooth auto-connect
It will record the currently connected battery, and next time it is opened, it will automatically connect to the recorded battery. If the connected battery is disconnected during use, it will automatically reconnect.

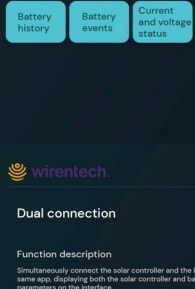


Supports multiple brands
Supports over 40 different brands of BMS to be used in the same app, and automatically recognizes and pairs with the BMS brand.



Dial interface

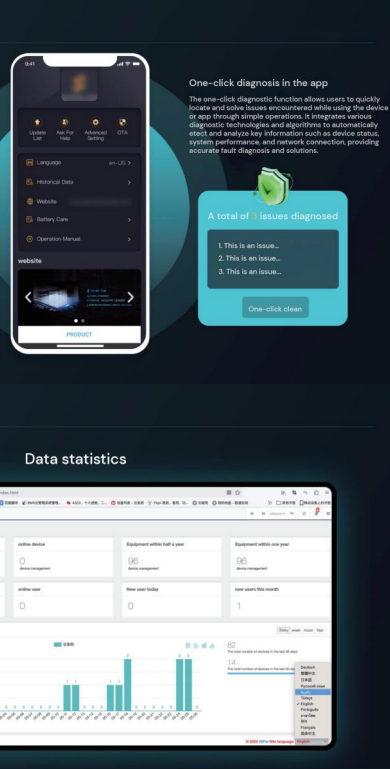
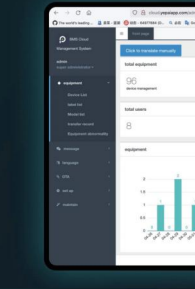
The dial page style is designed by the designer based on practical scenarios. If it's for an electric vehicle, it will display a real image of the electric bike along with elements like battery level, power switch, driving range, and charge/discharge time.



Portable energy storage

Function description
Real-time display of various battery statuses, including protection alerts and cell balancing voltage differences.

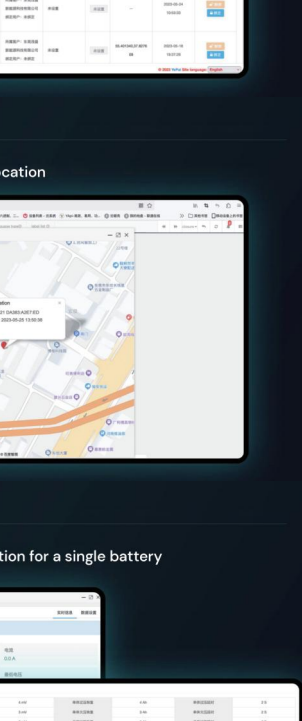

Home storage type
Supports newly connected 3 sets of batteries and display the information for each set, along with interdependent networking information.



CELL PAGE

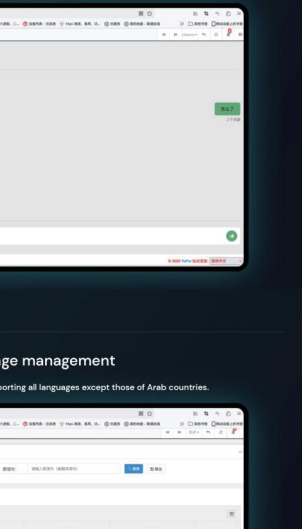
Portable energy storage

Function description
Allows B2B agents to enter with a password to modify and set battery parameters.



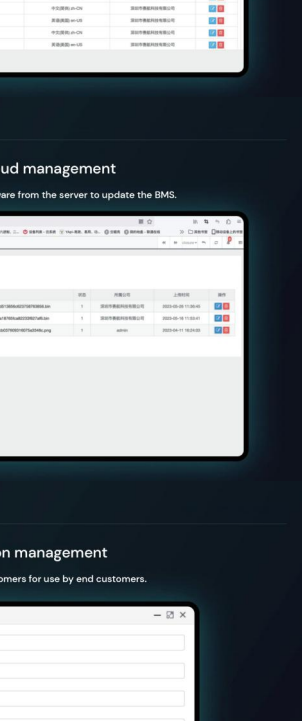
History records

Function description
View the battery's history records, tracking current and voltage changes at various time points. It also monitors daily current values, highest/lowest voltages, the highest cell temperature, and BMS transistor temperature.



Dual connection

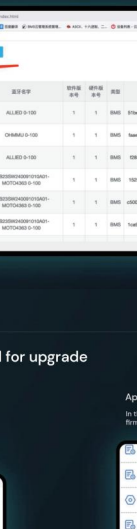
Function description
Simultaneously connect the solar controller and the battery in the same app, displaying both the solar controller and battery parameters on the interface.



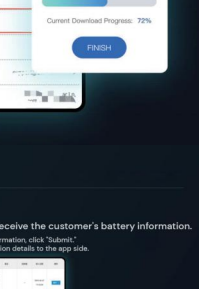
Personal center interface

Remote assistance
In case of after-sales issues, remote assistance is available. Online help for setting battery parameters, OTA remote firmware upgrades, and external battery information can be sent to the customer's email with one click.

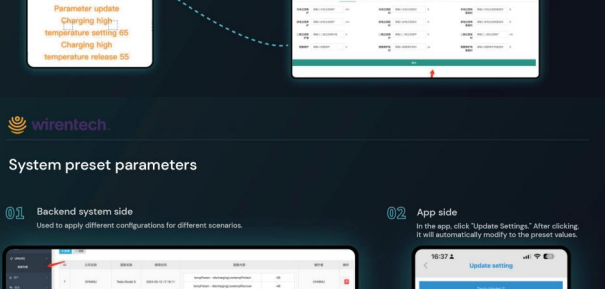
OTA remote firmware upgrade
OTA remote firmware upgrade, customer battery information can be sent to the customer's email with one click, and the firmware can be upgraded remotely, greatly reducing the customer's usage costs.



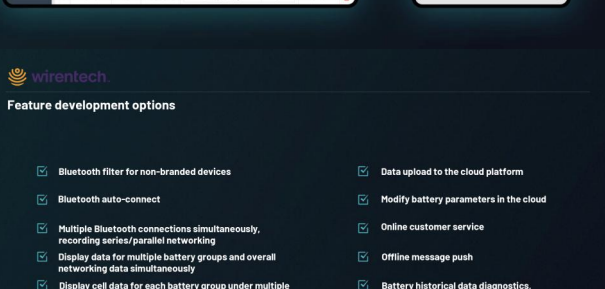
The one-click diagnostic function allows users to quickly detect and solve issues encountered when using the device or app through simple operations. It integrates various diagnostic technologies and algorithms to automatically detect and analyze key information such as device status, system performance, and network connection, providing accurate fault diagnosis and solutions.



Data statistics



Device list



Device location



View detailed information for a single battery

Customer service system

System management

OTA firmware cloud management

Sub-permission management

Cloud OTA illustration

Specify corresponding model for upgrade

Backend system side
12V 100Ah 500 sets, 24V 200Ah 500 sets, you can choose to upgrade only the first 100 sets of 12V.
-Or upgrade the 500-1000 sets of 24V.

App side
In the app, click OTA, select the matching firmware, and click upgrade.

Cloud repair for a single battery

- After a fault occurs with the end customer, the app side clicks on "Request Help".
- The cloud backend will receive the customer's battery information. After modifying the required information, click "Submit". The cloud will send the modification details to the app side.
- The app will display a modification prompt. Click "Confirm" to automatically modify the BMS parameters.

System preset parameters

- Backend system side**
Used to apply different configurations for different scenarios.
- App side**
In the app, click "Update Settings." After clicking it, it will automatically modify to the preset values.

Feature development options

- Bluetooth filter for non-branded devices
- Bluetooth auto-connection
- Multiple Bluetooth connections simultaneously, recording series/parallel networking
- Display data for multiple battery groups and overall networking data simultaneously
- Display cell data for each battery group under multiple battery sets simultaneously
- B2B admin mode (password access to modify battery parameters)
- Non-branded compatibility mode, compatible with non-branded protection boards simultaneously
- Maximum battery charge percentage setting
- Data upload to the cloud platform
- Modify battery parameters in the cloud
- Online customer service
- Offline message push
- Battery historical data diagnostics, sent to a specified email
- OTA - Remote OTA
- Battery user manual
- app - After-sales maintenance and other documents integrated into the app

THANKS